

The Bauhaus typeface is made from a string of other typefaces, starting with a prototype font created by Herbert Bayer of the Bauhaus Design School in Germany. This prototype led to the creation of the Burko Bold font, which in turn led to the Blippo typeface, which inspired the Bauhaus font. The Bauhaus font was created by Edward Benguiat, a typography designer who has designed over 600 fonts, and Victor Caruso, a New York advertising designer who has created nineteen font families, in 1975, and has since been updated to create the current Bauhaus 93 style. The Bauhaus font is distinguished by its geometric forms, even strokes, comes in five weights, and includes separate sets of upper and lower case letters. Some fun facts about this font are that it has been used to create the original sign for the Polynesian Resort at Walt Disney World and Bamberger's Department Store, as well as being used for the credits of television shows such as The Jeffersons and Roseanne, and was even used, in the lowercase form, in the Atari Gaming system.

ABCDEFGHIJKLMNOPQRSTUVWXYZ  
abcdefghijklmnopqrstuvwxyz

You should be aware of, and be able to discuss, the work of influential designers and how their work represents the principles of different design movements. Investigate the following designers find examples of their work and produce a PowerPoint presentation that highlights the style and influences of their work. Highlight what you like and the reasons why.

- Phillipe Starck
- James Dyson
- Margaret Calvert
- Dieter Rams
- Charles and Ray Eames
- Marianne Brandt.

Select one of the following design movements.

- arts and craft movement
- Art Deco
- Modernism, eg Bauhaus
- Post modernism, eg Memphis.

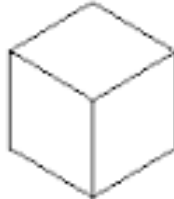
You are required to prepare a presentation to explain the key design styles and principles of your chosen design movement:

You are required to deliver a 5 minute presentation of this work to the Yr12 group in September at the start of the course.

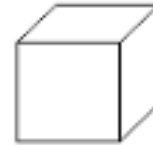
In order to become a competent designer you need to develop your ability to sketch your ideas accurately with good attention to detail. This next exercise will help develop your drawing skills. Sketch the 25 examples using OBLIQUE perspective, ISOMETRIC perspective, 1 POINT perspective and 2 POINT perspective. You could use YouTube drawing tutorials to help. Then when you have mastered the techniques have a go at drawing a range of everyday objects using these techniques, remember the more you practice the better you will get.



Perspective



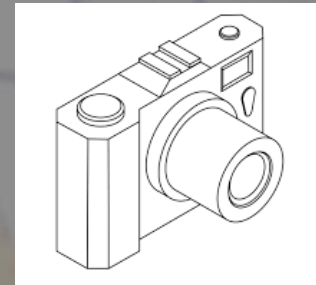

Isometric



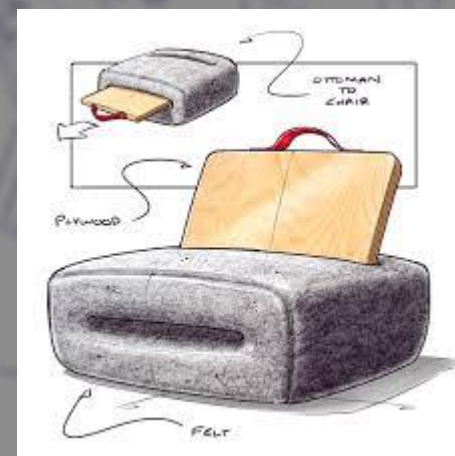
Oblique



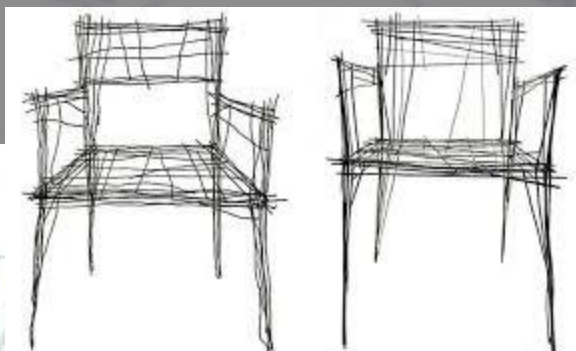
25 examples



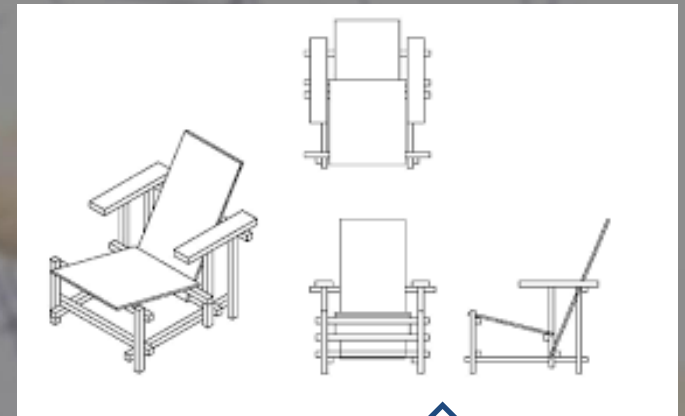
Produce a range of high quality initial design ideas for a chair in the style of an influential designer or design movement. The designs should mirror the style of the designer or movement. Your design ideas should show imagination and flair. They should also be well presented, neat and include detailed annotation. This work should be done on one to two sides of A3 paper.



**Present you ideas in different ways & be creative. I want to see how good you are at designing.**



Produce an A3 final presentation drawing of the chair that you would manufacture. Here are some examples of different layouts to inspire you.



**You could include an orthographic projection if you can**

Produce a model of one of your ideas. You can make your model from any materials of your choice. You should produce a page of photographs of your model showing it in as much detail as possible.



## Plastics in a Modern Society

Plastic products play an important role within modern society. Investigate the current problems caused by the use of plastic and explain, the need to modify designs to make them more efficient to manufacture, including:

- reducing the number of manufacturing Processes
- how the choice of materials affects the use, care and disposal of products:
- labelling of materials to aid separation for Recycling
- making products easy to disassemble or Separate
- application of the six Rs of sustainability:
  - reduce the quantity of materials, of toxic materials, of damaging materials and associated energy use
  - reuse components and parts
  - rethink by using eco friendly alternative Materials