



**Evidence for
Excellence in
Education**

NFER School Surveys

Secondary/Middle Parent Write Your Own Survey

June 2018

St Joseph's College

Report

National Foundation for Educational Research (NFER)



● independent ● insights ● breadth ● connections ● outcomes

NFER School Surveys
Secondary/Middle Parent Write Your Own Survey - 2017/18

Views of parents at St Joseph's College

No. parents: 129

Welcome to the report for your school. This report shows results in the form of charts and tables for all the responses made by parents in your school to the Secondary Parent Write Your Own Survey.

Numbers (N) and percentages (%) are presented throughout the report.

Where the number of respondents is small, figures need to be treated with a degree of caution in order not to misinterpret the findings.

Due to rounding, percentages may not add up to 100.

This report is based on questions that have been written by your school; specifically to find out information relevant to your school. These questions have not been written by NFER and NFER takes no responsibility for these questions or the responses that have been given.

If you have any queries about the report or would like to talk to us about any other aspect of the service please contact us on

01753 637 300 or PPS@nfer.ac.uk

NFER School Surveys
Secondary/Middle Parent Write Your Own Survey - 2017/18

Views of parents at St Joseph's College

No. parents: 129

Year Group of Child		
	N	%
Year 5	0	0
Year 6	0	0
Year 7	19	15
Year 8	17	13
Year 9	22	17
Year 10	24	19
Year 11	19	15
Year 12	19	15
Year 13	9	7
No Response	0	0

The year group responses for your school are taken exactly as entered in the questionnaires. In some cases a small percentage may show up in year groups beyond those you would expect.

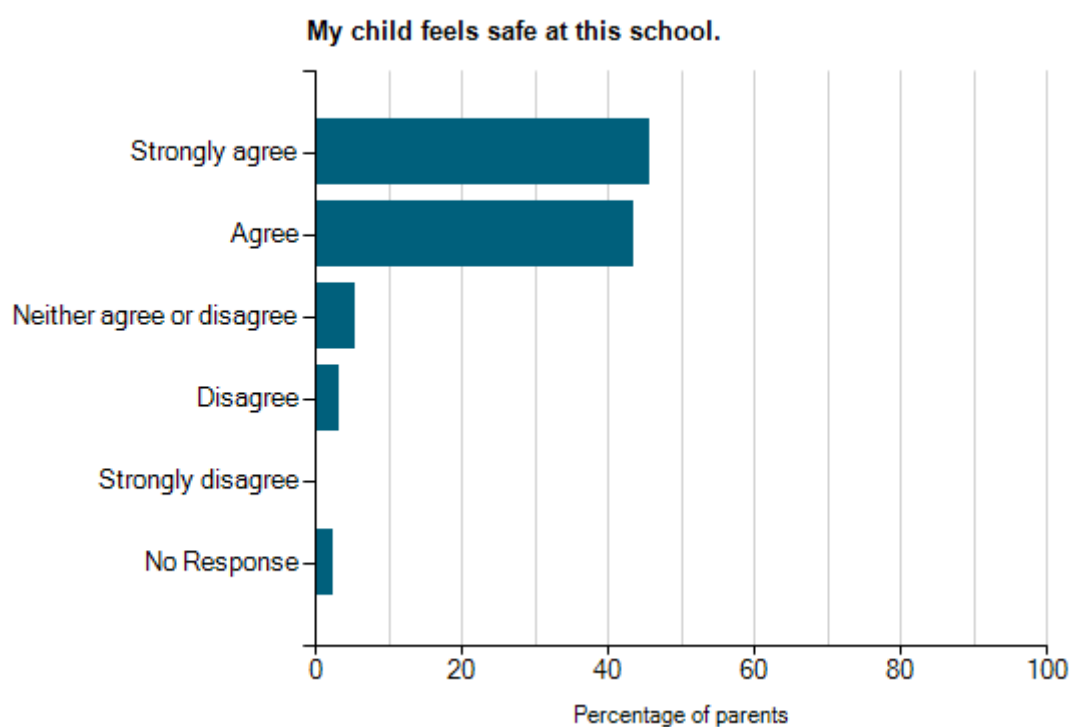
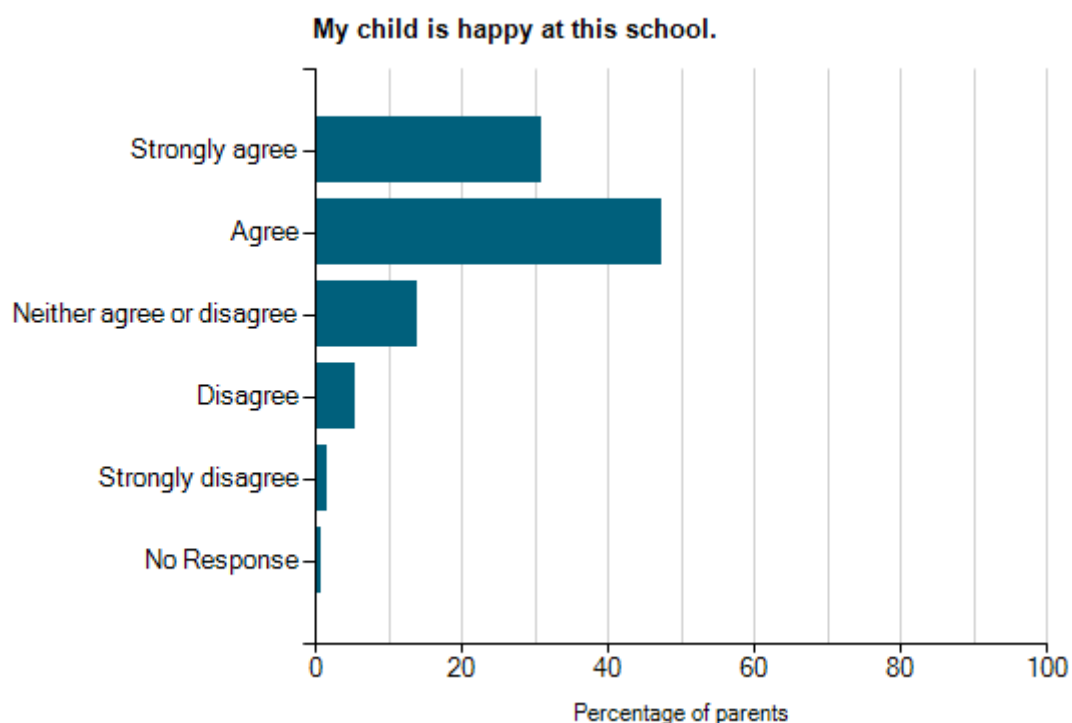
Additionally, where parents indicated that they had children in more than one year group, the year group of the eldest child has been used for the purposes of this table.

Year groups below year 7 have been included so that middle schools could use one parent questionnaire with all of their parents.

**NFER School Surveys
Secondary/Middle Parent Write Your Own Survey - 2017/18**

Views of parents at St Joseph's College

No. parents: 129

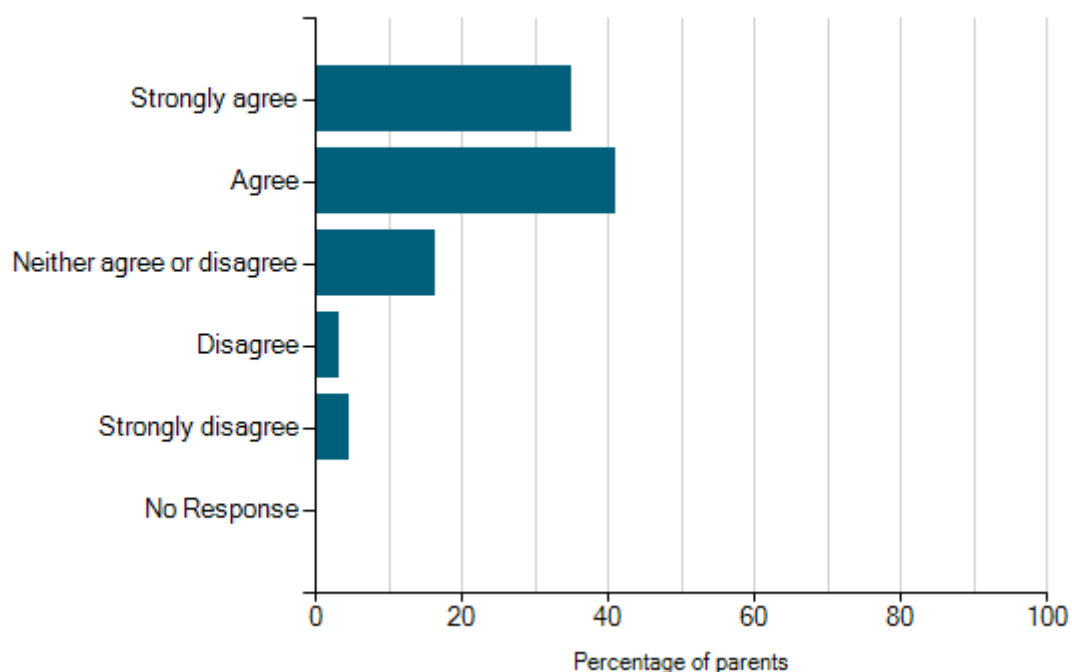


**NFER School Surveys
Secondary/Middle Parent Write Your Own Survey - 2017/18**

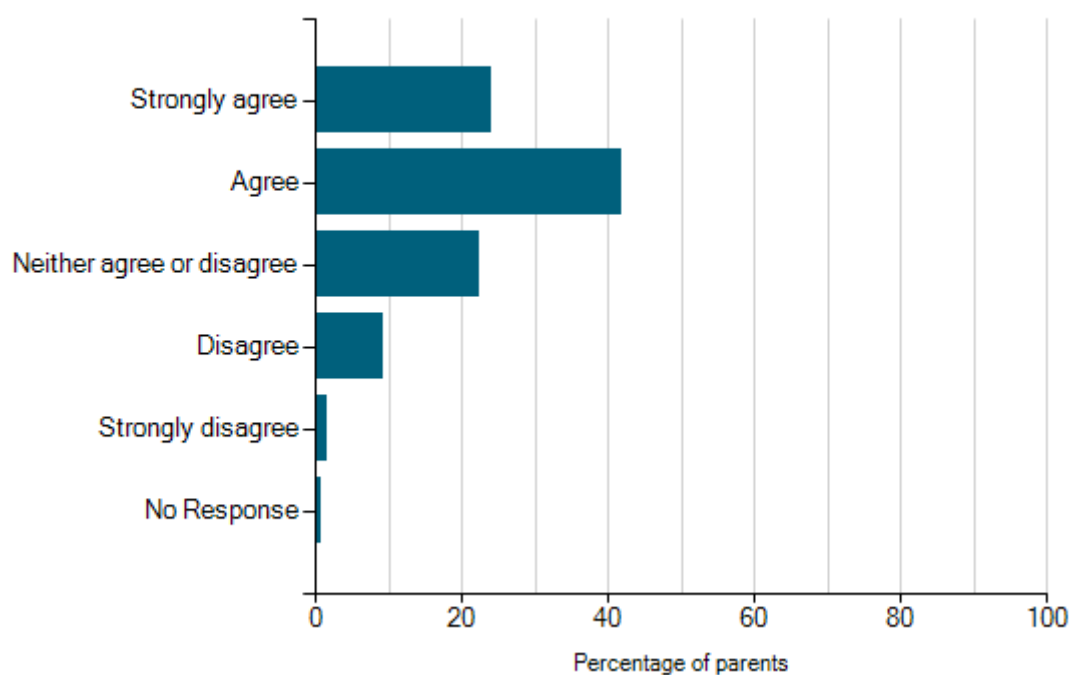
Views of parents at St Joseph's College

No. parents: 129

My child feels part of the catholic ethos of the school.



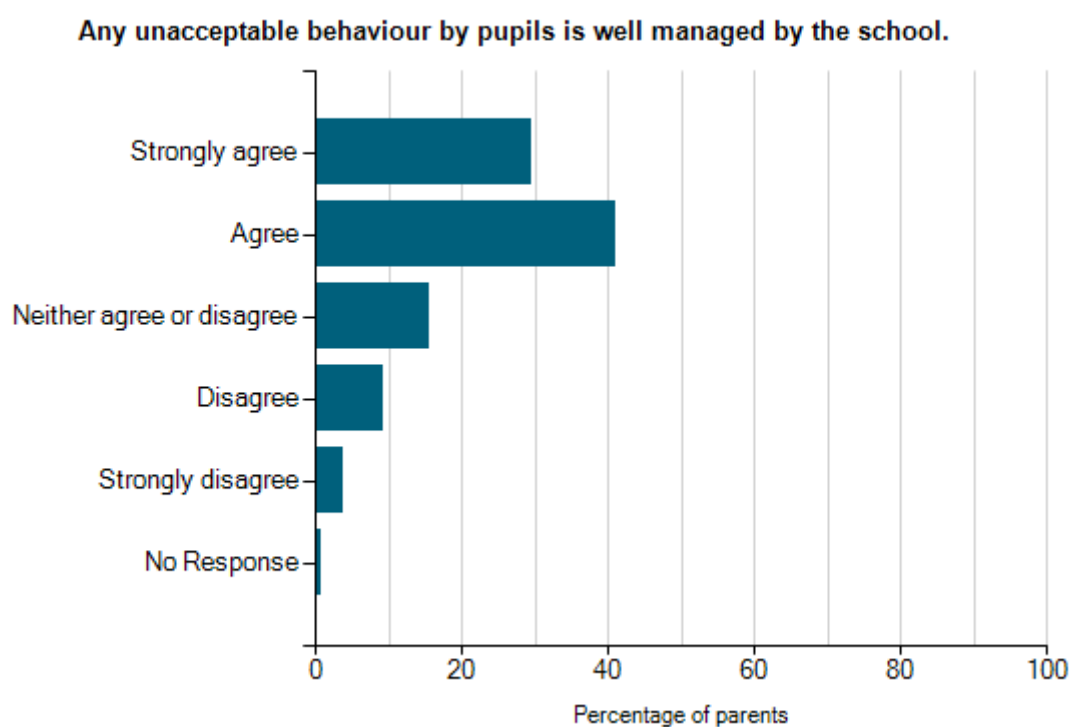
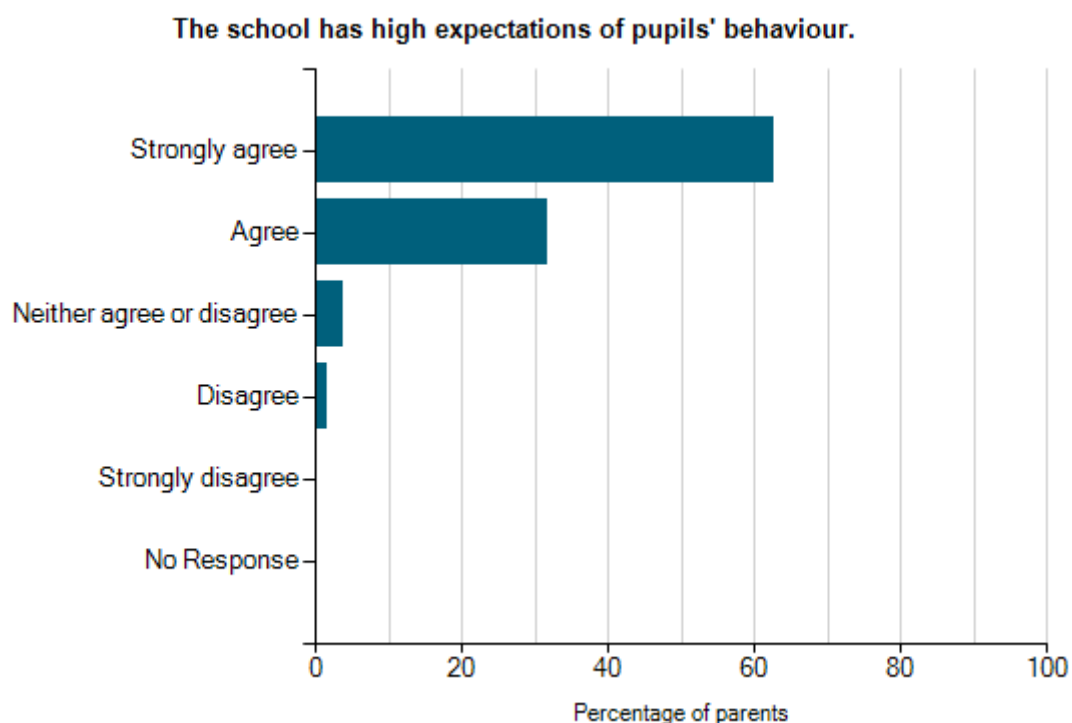
The school has an effective approach to anti-bullying.



**NFER School Surveys
Secondary/Middle Parent Write Your Own Survey - 2017/18**

Views of parents at St Joseph's College

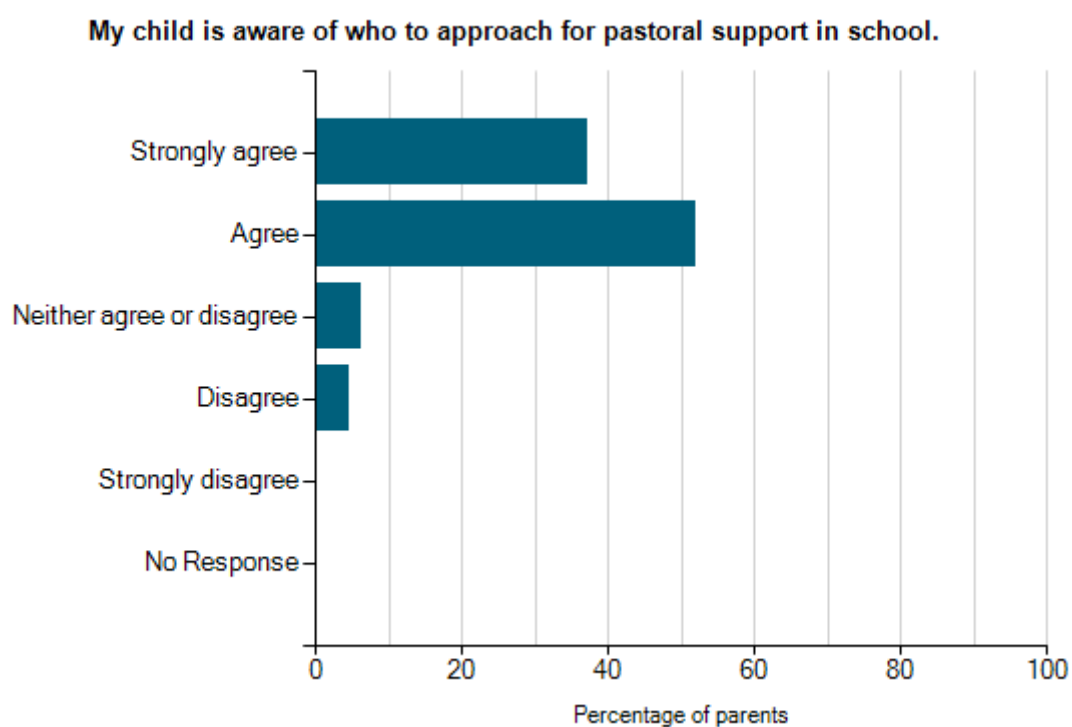
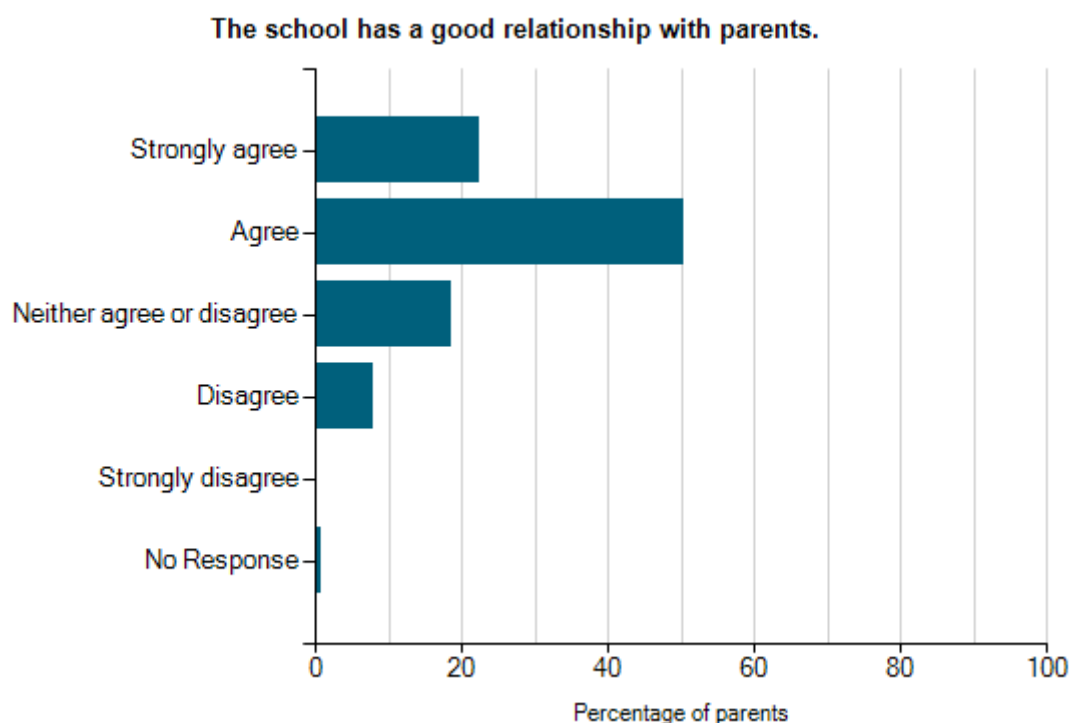
No. parents: 129



**NFER School Surveys
Secondary/Middle Parent Write Your Own Survey - 2017/18**

Views of parents at St Joseph's College

No. parents: 129

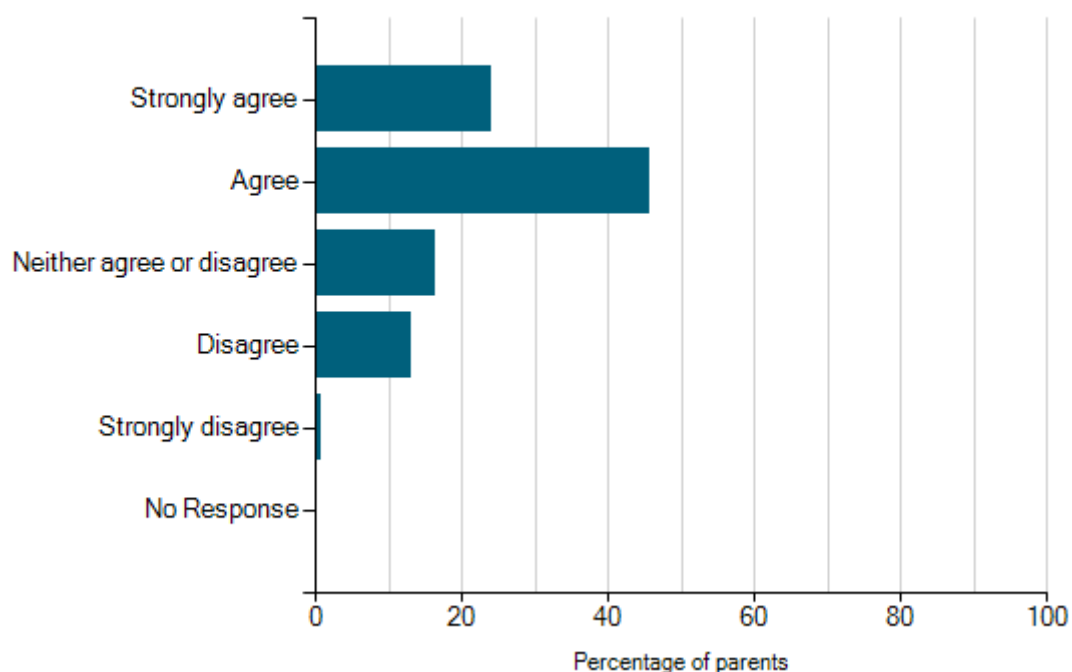


**NFER School Surveys
Secondary/Middle Parent Write Your Own Survey - 2017/18**

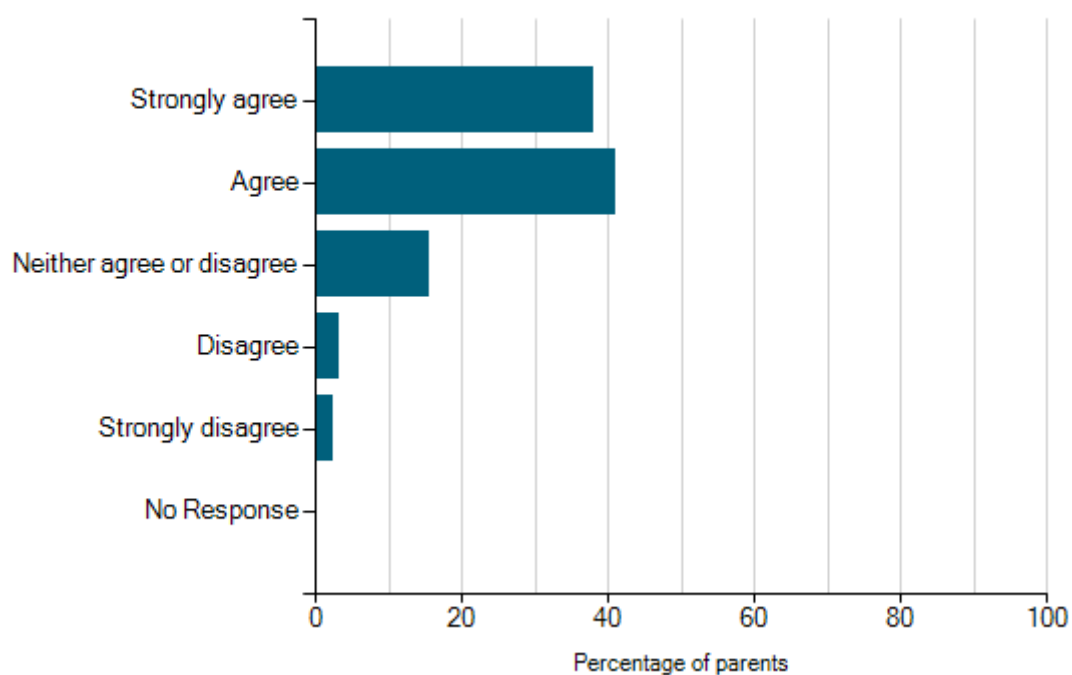
Views of parents at St Joseph's College

No. parents: 129

My child is confident in approaching staff for pastoral support in school.



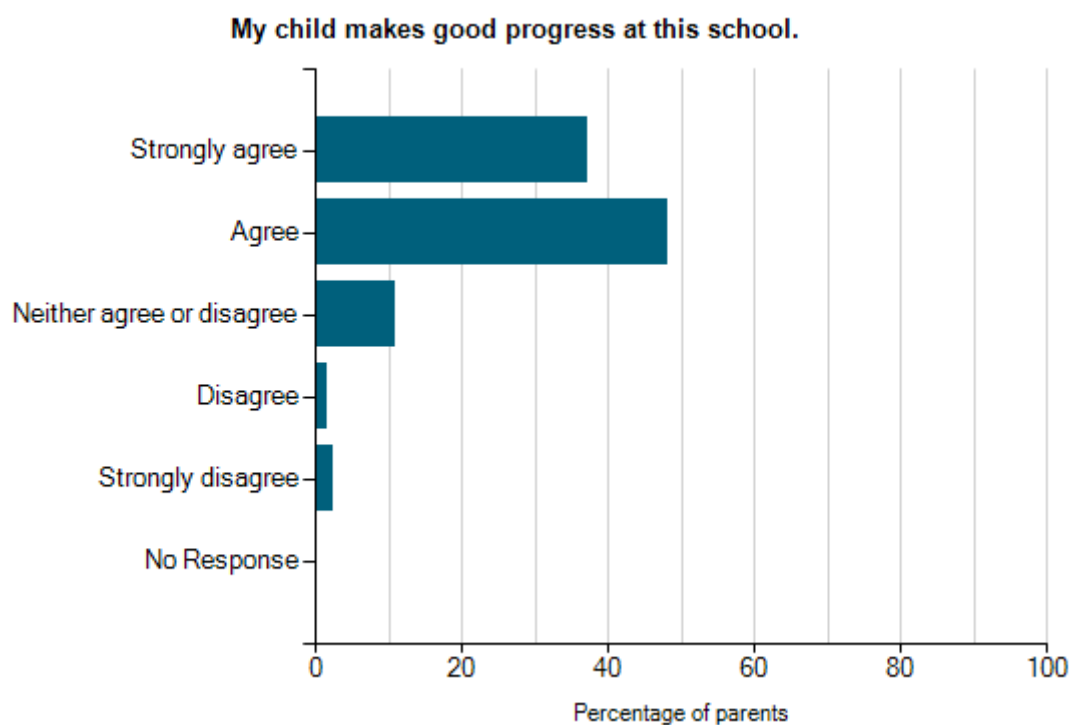
My child has a positive attitude towards school.



**NFER School Surveys
Secondary/Middle Parent Write Your Own Survey - 2017/18**

Views of parents at St Joseph's College

No. parents: 129



NFER School Surveys
Secondary/Middle Parent Write Your Own Survey - 2017/18

Views of parents at St Joseph's College

No. parents: 129

My child is happy at this school.		
	N	%
Strongly agree	40	31
Agree	61	47
Neither agree or disagree	18	14
Disagree	7	5
Strongly disagree	2	2
No Response	1	1

My child feels safe at this school.		
	N	%
Strongly agree	59	46
Agree	56	43
Neither agree or disagree	7	5
Disagree	4	3
Strongly disagree	0	0
No Response	3	2

NFER School Surveys
Secondary/Middle Parent Write Your Own Survey - 2017/18

Views of parents at St Joseph's College

No. parents: 129

My child feels part of the catholic ethos of the school.		
	N	%
Strongly agree	45	35
Agree	53	41
Neither agree or disagree	21	16
Disagree	4	3
Strongly disagree	6	5
No Response	0	0

The school has an effective approach to anti-bullying.		
	N	%
Strongly agree	31	24
Agree	54	42
Neither agree or disagree	29	22
Disagree	12	9
Strongly disagree	2	2
No Response	1	1

NFER School Surveys
Secondary/Middle Parent Write Your Own Survey - 2017/18

Views of parents at St Joseph's College

No. parents: 129

The school has high expectations of pupils' behaviour.		
	N	%
Strongly agree	81	63
Agree	41	32
Neither agree or disagree	5	4
Disagree	2	2
Strongly disagree	0	0
No Response	0	0

Any unacceptable behaviour by pupils is well managed by the school.		
	N	%
Strongly agree	38	29
Agree	53	41
Neither agree or disagree	20	16
Disagree	12	9
Strongly disagree	5	4
No Response	1	1

NFER School Surveys
Secondary/Middle Parent Write Your Own Survey - 2017/18

Views of parents at St Joseph's College

No. parents: 129

The school has a good relationship with parents.		
	N	%
Strongly agree	29	22
Agree	65	50
Neither agree or disagree	24	19
Disagree	10	8
Strongly disagree	0	0
No Response	1	1

My child is aware of who to approach for pastoral support in school.		
	N	%
Strongly agree	48	37
Agree	67	52
Neither agree or disagree	8	6
Disagree	6	5
Strongly disagree	0	0
No Response	0	0

NFER School Surveys
Secondary/Middle Parent Write Your Own Survey - 2017/18

Views of parents at St Joseph's College

No. parents: 129

My child is confident in approaching staff for pastoral support in school.		
	N	%
Strongly agree	31	24
Agree	59	46
Neither agree or disagree	21	16
Disagree	17	13
Strongly disagree	1	1
No Response	0	0

My child has a positive attitude towards school.		
	N	%
Strongly agree	49	38
Agree	53	41
Neither agree or disagree	20	16
Disagree	4	3
Strongly disagree	3	2
No Response	0	0

NFER School Surveys
Secondary/Middle Parent Write Your Own Survey - 2017/18

Views of parents at St Joseph's College

No. parents: 129

My child makes good progress at this school.		
	N	%
Strongly agree	48	37
Agree	62	48
Neither agree or disagree	14	11
Disagree	2	2
Strongly disagree	3	2
No Response	0	0

NFER provides evidence for excellence through its independence and insights, the breadth of its work, its connections, and a focus on outcomes.

- independent
- insights
- breadth
- connections
- outcomes

© 2014 National Foundation for Educational Research

**National Foundation for
Educational Research**
The Mere, Upton Park
Slough, Berks SL1 2DQ

T: 01753 574123
F: 01753 691632
E: enquiries@nfer.ac.uk
www.nfer.ac.uk

NFER ref. NPPS